



CONFERENCE CALL

Q1 2021 Financial Results

May 17th, 2021



DISCLAIMER

Certain statements in this slide show, including those addressing the Company's beliefs, plans, objectives, estimates or expectations of possible future results or events, are forward-looking statements. Forward-looking statements involve known or unknown risks, including general economic and business conditions, and conditions in the industry we operate and may be affected should our assumptions turn out to be inaccurate. Consequently, no forward-looking statement can be guaranteed and actual future results, performance, or achievements may vary materially from those expressed or implied by such forward-looking statements. The Company undertakes no obligation about the contents nor to update the forward-looking statements to reflect events or circumstances that may arise after the date hereof.

2021 HIGHLIGHTS



Euro '000

P&L - Main Financial Data	31/03/20 unaudited	%	31/03/21 unaudited	%	Var.%
Revenues	72.945		116.367		59,5%
EBIT	4.498	6,2%	12.935	11,1%	187,5%

Revenues	31/03/20	%	31/03/21	%	Var.%
Medical	53.518	73,4%	67.234	57,8%	25,6%
Industrial	19.426	26,6%	49.133	42,2%	152,9%

A stylized world map in shades of blue and white, overlaid with a network of glowing blue lines and nodes, suggesting global connectivity and technology. The map is centered on the Atlantic Ocean, with North and South America on the left and Europe and Africa on the right. The lines form a complex web across the continents.

Financial Highlights

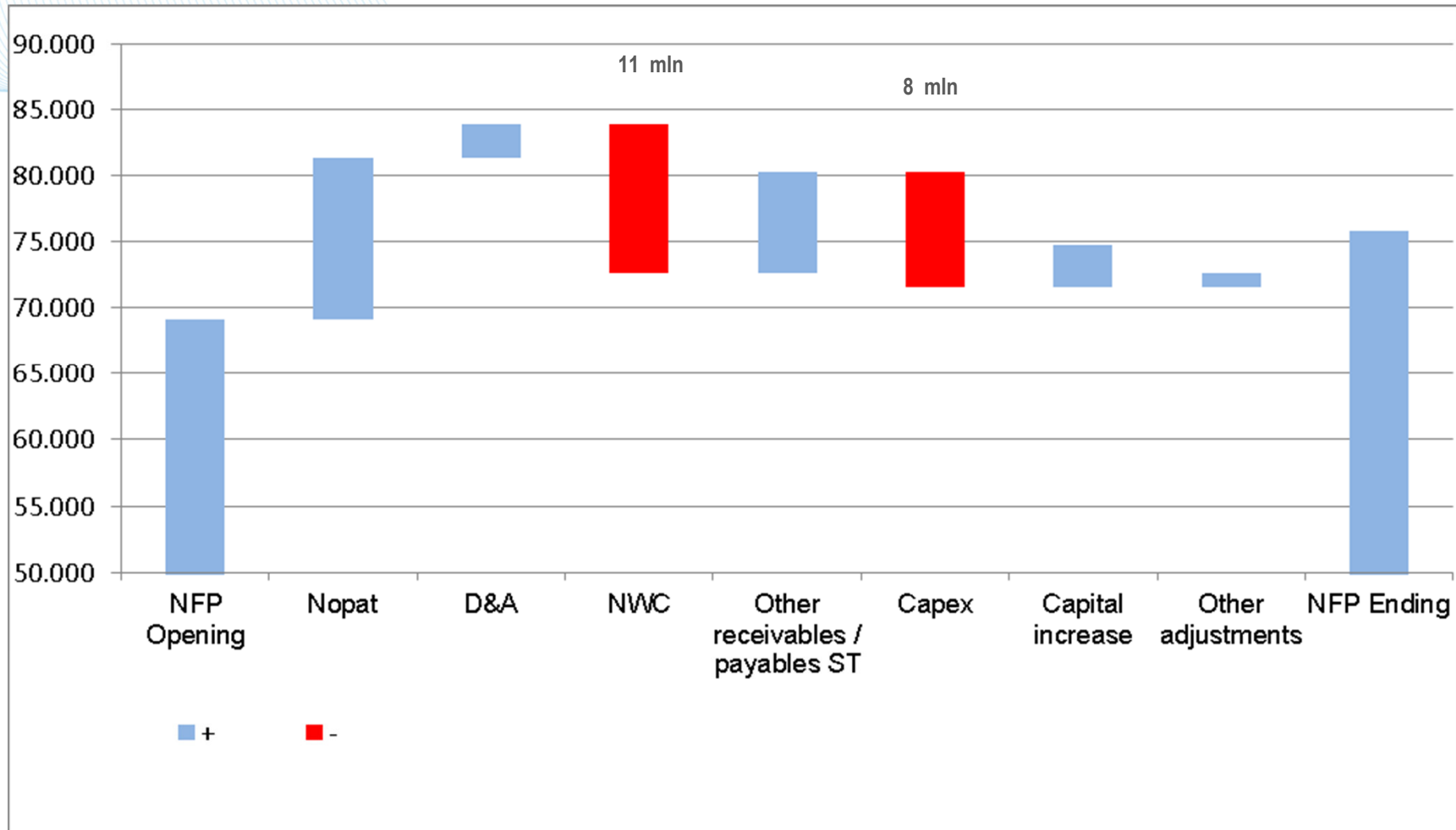
Income Statement – Q1 2021



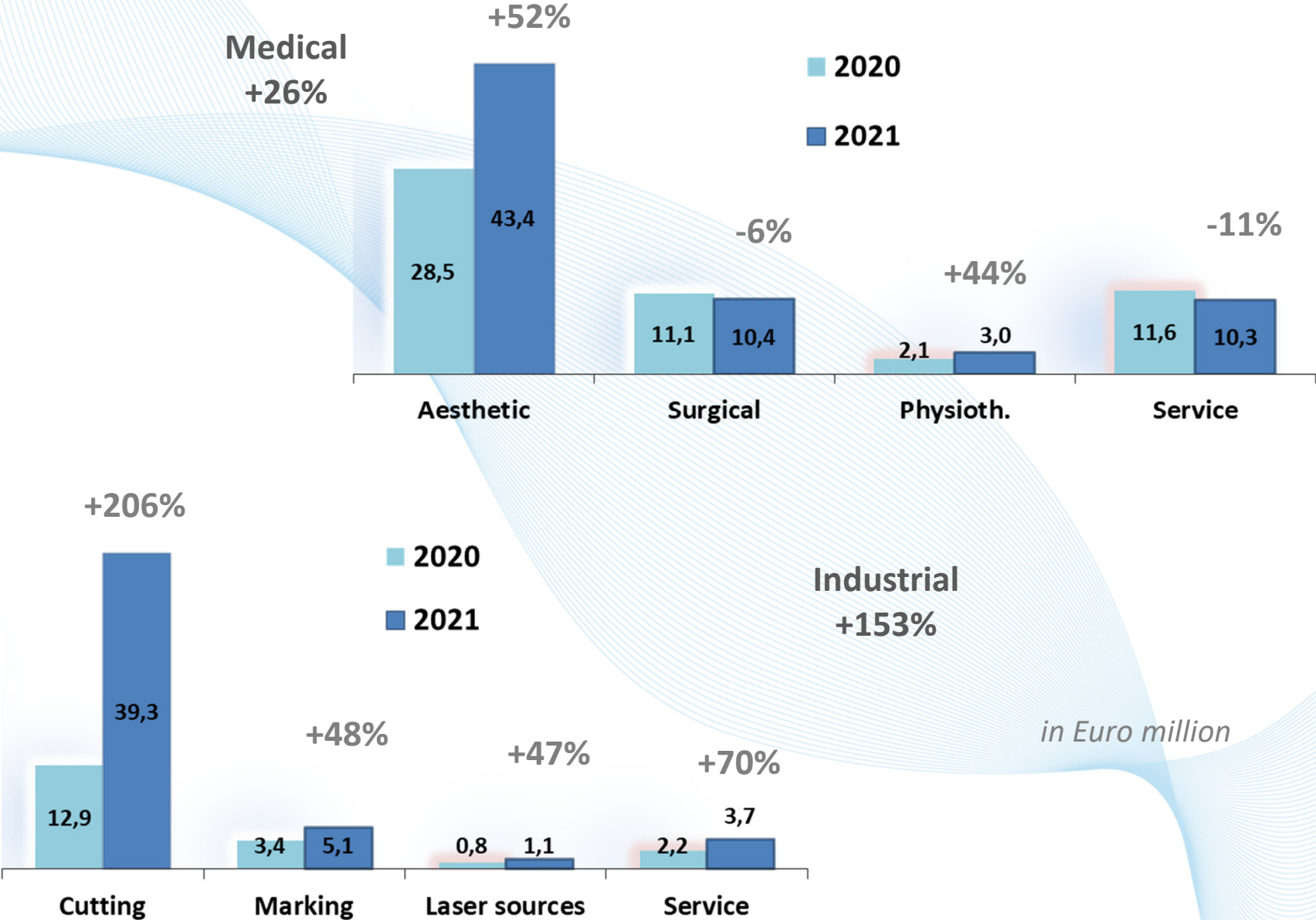
Euro '000	31/03/20 unaudited	%	31/03/21 unaudited	%	Var.%
Revenues	72.945	100,0%	116.367	100,0%	59,5%
Gross margin	31.512	43,2%	43.642	37,5%	38,5%
Operating Expenses	8.773	12,0%	8.818	7,6%	0,5%
Staff expenses	15.661	21,5%	19.263	16,6%	23,0%
EBITDA	7.077	9,7%	15.561	13,4%	119,9%
Depr., amort., accruals	2.579	3,5%	2.627	2,3%	1,9%
EBIT	4.498	6,2%	12.935	11,1%	187,5%
Net financ.income(charges)	317	0,4%	1.228	1,1%	287,3%
Other income (expense) net	(106)	-0,1%	(64)	-0,1%	-39,0%
EBT	4.710	6,5%	14.099	12,1%	199,3%

	31/12/20	31/03/21 unaudited
Net financial position	69.168	75.820

Cash Flow



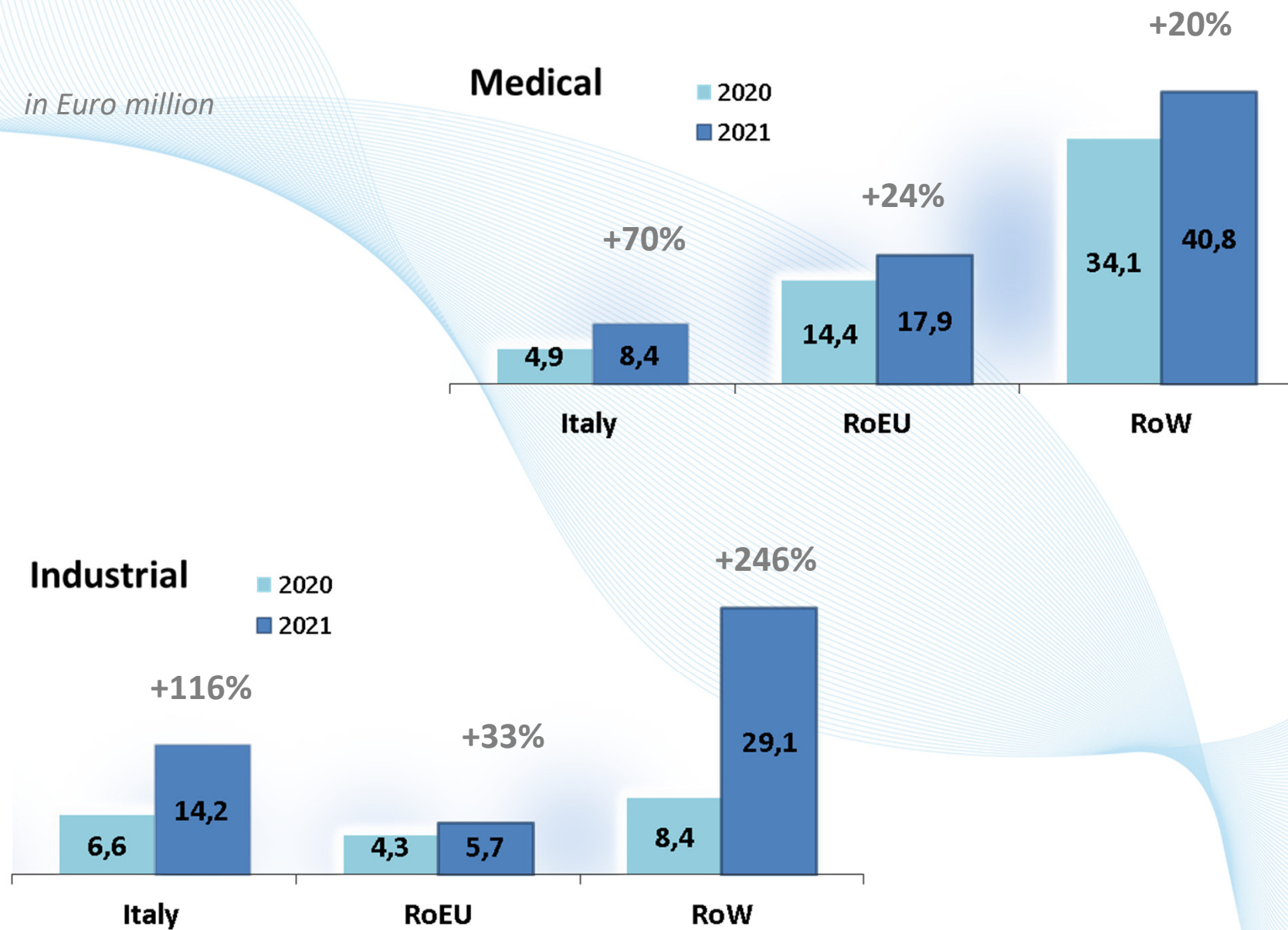
Revenue breakdown by business



Revenue breakdown by area



in Euro million



2021 Guidance



2021 vs 2020:

Revenue target @ 500 mln €

EBIT% \geq 10%



Contacts

El.En. S.P.A.

Enrico ROMAGNOLI

Investor Relations Manager

tel. +39 055-8826807

E-mail: finance@elen.it

POLYTEMS HIR

Financial Communication, IR and Press Office

Bianca FERSINI MASTELLONI - b.fersini@polytemshir.it

Silvia MARONGIU - s.marongiu@polytemshir.it

Tel. +39 06-69923324



Industrial and Medical Laser Solutions

