



CONFERENCE CALL

Q1 2019
FINANCIAL RESULTS

May 16th, 2019

DISCLAIMER



Certain statements in this slide show, including those addressing the Company's beliefs, plans, objectives, estimates or expectations of possible future results or events, are forward-looking statements. Forward-looking statements involve known or unknown risks, including general economic and business conditions, and conditions in the industry we operate and may be affected should our assumptions turn out to be inaccurate. Consequently, no forward-looking statement can be guaranteed and actual future results, performance, or achievements may vary materially from those expressed or implied by such forward-looking statements. The Company undertakes no obligation about the contents nor to update the forward-looking statements to reflect events or circumstances that may arise after the date hereof.

Q1 2019 HIGHLIGHTS

Euro '000

P&L - Main Financial Data	31/03/18 unaudited	%	31/03/19 unaudited	%	Var.%
Revenues	69.552		83.865		20,6%
EBIT	5.348	7,7%	5.726	6,8%	7,1%
Revenues	31/03/18	%	31/03/19	%	Var.%
Medical	41.706	60,0%	49.814	59,4%	19,4%
Industrial	27.846	40,0%	34.051	40,6%	22,3%

The background features a complex geometric pattern of overlapping triangles and lines in various shades of blue (from light to dark) and white. A prominent white line structure is visible on the left side, resembling a stylized architectural or structural element. The overall aesthetic is clean, modern, and professional.

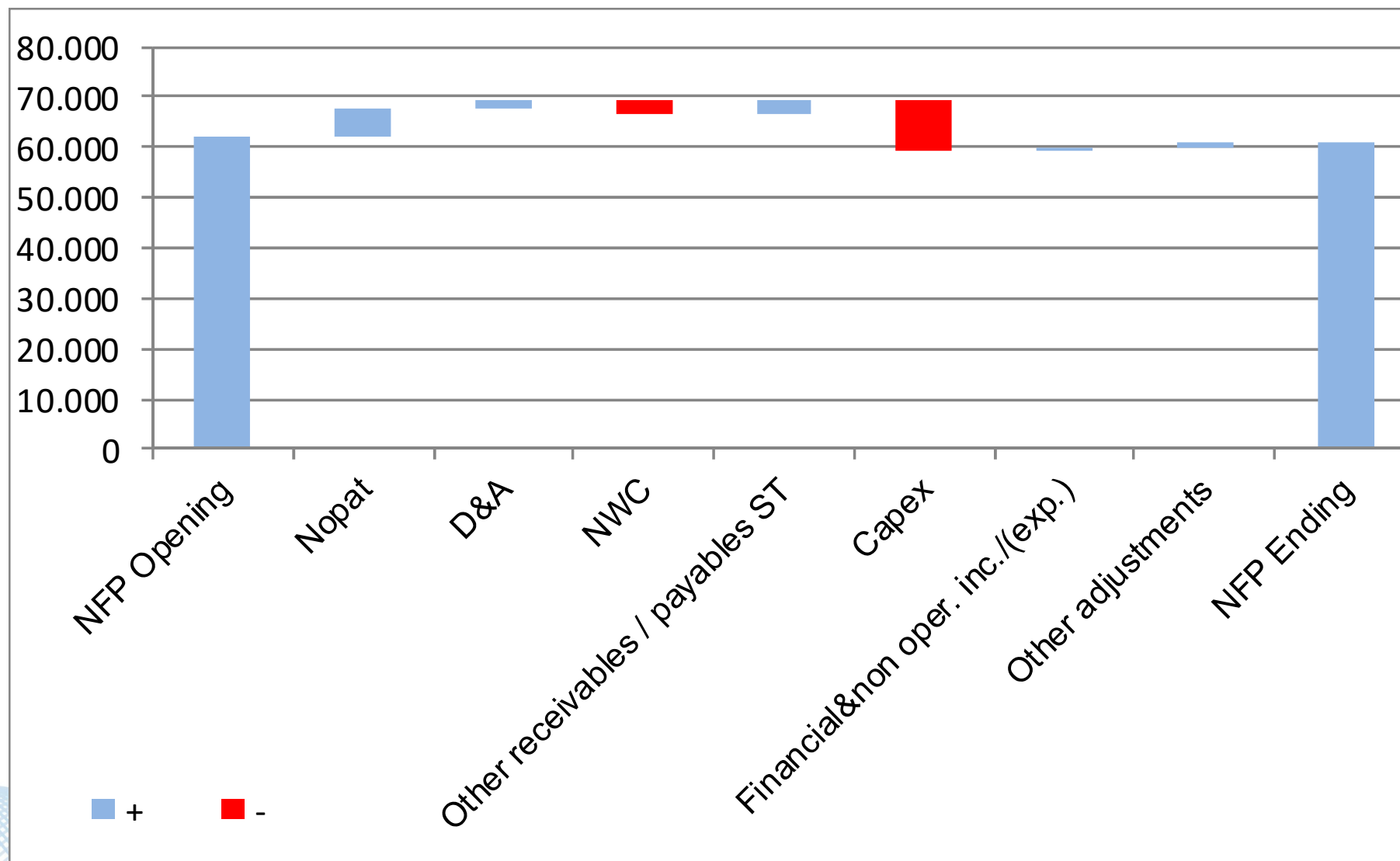
Financial Highlights

Income Statement

Euro '000	31/03/18 unaudited	%	31/03/19 unaudited	%	Var.%
Revenues	69.552	100,0%	83.865	100,0%	20,6%
Gross margin	29.672	42,7%	33.229	39,6%	12,0%
Operating Expenses	9.641	13,9%	9.867	11,8%	2,3%
Staff expenses	13.604	19,6%	15.682	18,7%	15,3%
EBITDA	6.427	9,2%	7.679	9,2%	19,5%
Depr., amort., accruals	1.079	1,6%	1.954	2,3%	81,0%
EBIT	5.348	7,7%	5.726	6,8%	7,1%
Net financ.income(charges)	(758)	-1,1%	783	0,9%	
Other income (expense) net	38	0,1%	(74)	-0,1%	
EBT	4.627	6,7%	6.435	7,7%	39,1%

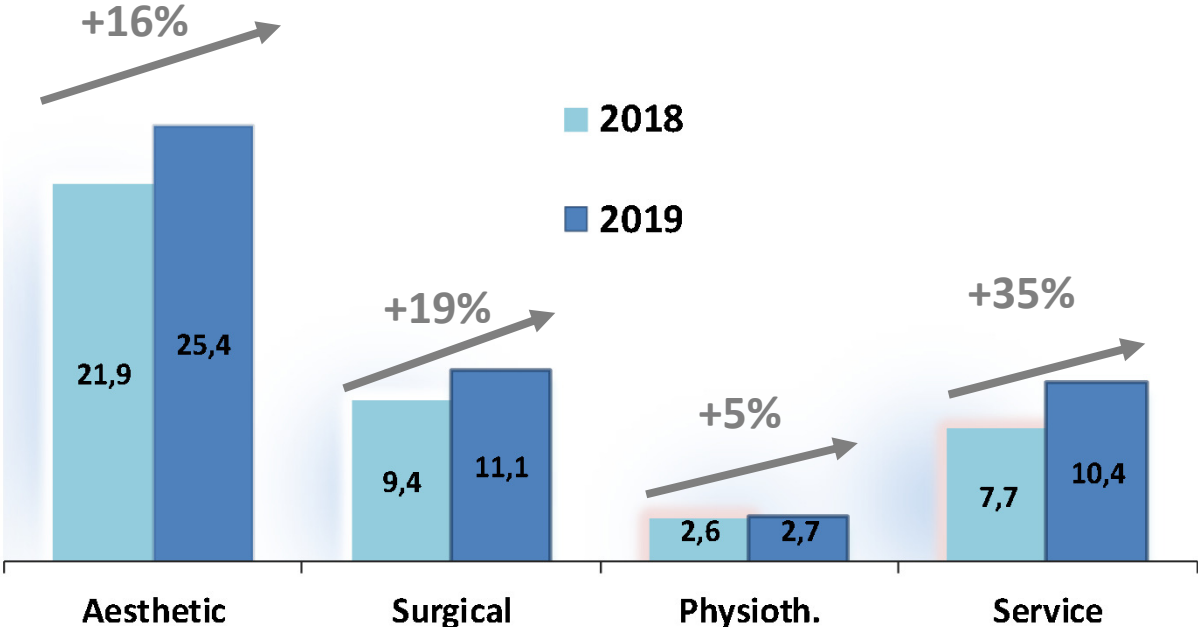
	31/12/18	31/03/19 unaudited
Net financial position	62.461	61.071

Cash Flow

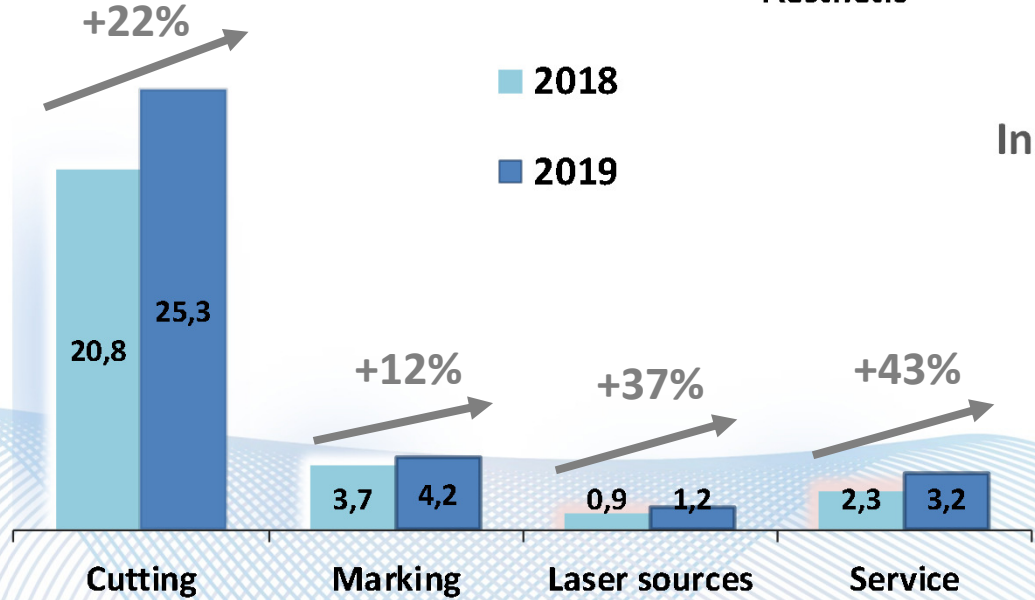


Revenue breakdown

Medical



Industrial



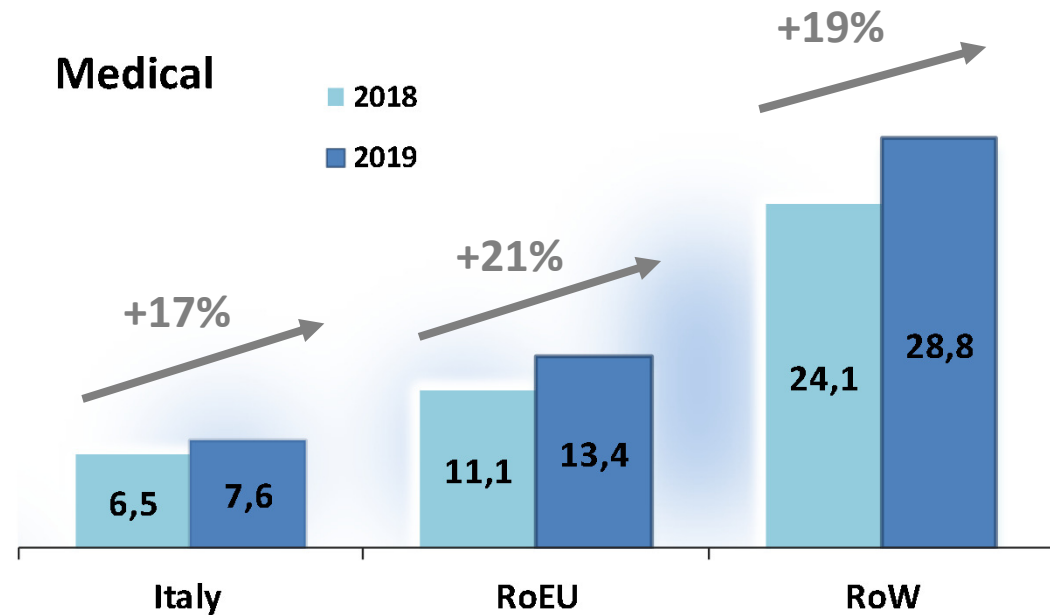
in Euro million



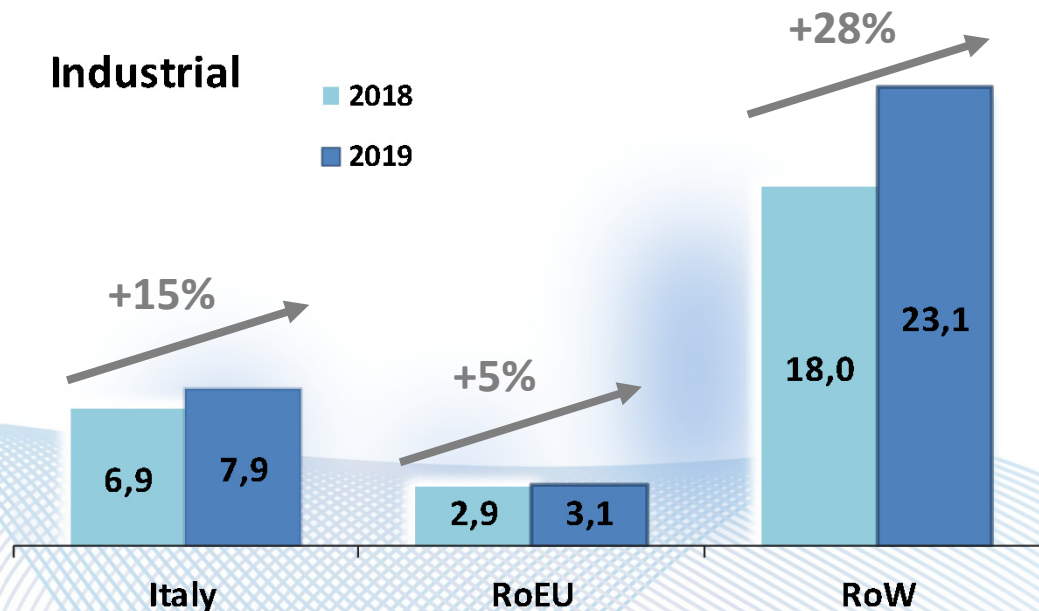
Revenue breakdown by area

in Euro million

Medical



Industrial



Guidance

2018 vs 2019:

Revenue: > +10%

EBIT 19 > EBIT 18



“...and the best is yet to come....”

*Nobel Prize for
Physics
Prof. Gérard Mourou*



Contacts

El.En. SPA

Enrico ROMAGNOLI
Investor Relations Manager
tel. +39 055-8826807
E-mail: finance@elen.it

POLYTEMS HIR

Financial Communication, IR and Press Office
Bianca FERSINI MASTELLONI - b.fersini@polytemshir.it
Silvia MARONGIU - s.marongiu@polytemshir.it
Tel. +39 06-69923324